

Pipe clamps made of stainless steel

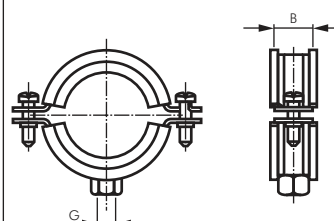
Materials: Clamp: AISI 316L, insert: EPDM
Temperature range: -50°C to max. +110°C

- ✓ Advantages:
- Type with insert: Sound insulation for DIN 4109
 - Pipe clamp is flipped open to the side before pipe assembly, making it easy to insert the tube
 - Engaging the tube securely allows it to be pre-fit and adjusted before tightening the clamp



Type with insert	Type without insert	Ø Clamping range	Thread G	Width W	Permitted load**
RS 14 G ES	---	11 - 14	M8	20	900 N
RS 19 G ES	RS 19 ES	15 - 19	M8	20	900 (1000) N
---	RS 22 ES	20 - 22	M8	20	1000 N
RS 23 G ES	---	20 - 23	M8	20	900 N
RS 28 G ES	RS 28 ES	25 - 28	M8	20	900 (1000) N
RS 35 G ES	---	31 - 35	M10	20	900 N
RS 35 G ES M8	RS 35 ES	31 - 35	M8	20	900 (1000) N
RS 43 G ES	---	40 - 43	M10	20	900 N
RS 43 G ESM8	RS 43 ES	40 - 43	M8	20	900 (1000) N
RS 51 G ES	---	47 - 51	M10	20	900 N
RS 51 G ESM8	RS 51 ES	47 - 51	M8	20	900 (1000) N
RS 56 G ES	---	52 - 56	M10	20	900 N
RS 56 G ESM8	---	52 - 56	M8	20	900 N
---	RS 60 ES	54 - 60	M8	20	1000 N
RS 64 G ES	---	57 - 64	M10	20	900 N
RS 64 G ESM8	---	57 - 64	M8	20	900 N
RS 67 G ES	---	64 - 67	M10	20	1350 N
RS 67 G ESM8	---	64 - 67	M8	20	1350 N
RS 76 G ES	---	70 - 76	M10	20	1350 N
RS 76 G ESM8	---	70 - 76	M8	20	1350 N
---	RS 76 ES	72 - 76	M8	20	1500 N
RS 85 G ES	---	79 - 85	M10	20	1350 N
---	RS 89 ES	85 - 89	M8	20	1500 N
RS 91 G ES	---	86 - 91	M10	20	1350 N
RS 91 G ESM8	---	86 - 91	M8	20	1350 N
RS 106 G ES	---	100 - 106	M10	20	1350 N
RS 106 G ESM8	---	100 - 106	M8	20	1350 N
RS 116 G ES	---	108 - 116	M10	20	1710 N
RS 116 G ESM8	---	108 - 116	M8	20	1710 N
RS 132 G ES	---	124 - 132	M10	20	1710 N
RS 141 G ES	---	133 - 141	M10	20	1710 N
RS 168 G ES	---	159 - 168	M10	25	1710 N
RS 219 G ES	---	210 - 219	M10	25	1710 N
RS 250 G ES	---	244 - 250	M10	25	1710 N


** values in brackets apply for clamps without an insert



C type carrier rails for type 4 - lightweight model series

DIN 3015 T1

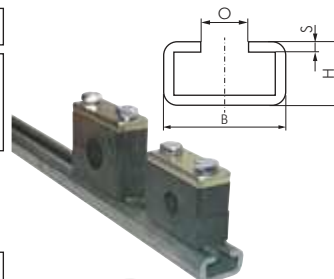
Type steel	Type zinc-plated steel	Type AISI 316Ti	W	H	O	S	For size	Length
TS 28 x 11	TS 28 x 11 V	TS 28 x 11 ES	28	11	11	2	0 to 6	1 m
TS 28 x 11/2	TS 28 x 11/2 V	TS 28 x 11/2 ES	28	11	11	2	0 to 6	2 m
TS 28 x 14	TS 28 x 14 V	TS 28 x 14 ES	28	14	11	2	0 to 6	1 m
TS 28 x 14/2	TS 28 x 14/2 V	TS 28 x 14/2 ES	28	14	11	2	0 to 6	2 m
TS 28 x 30	TS 28 x 30 V	---	28	30	11	2	0 to 6	1 m
TS 28 x 30/2	TS 28 x 30/2 V	---	28	30	11	2	0 to 6	2 m



C type carrier rails for type 4 - heavy model series

DIN 3015 T2

Type steel	Type zinc-plated steel	Type AISI 316Ti	W	H	O	S	For size	Length
TS 40x22	TS 40x22 V	TS 40x22 ES	40	22	12.5	5	1 to 4	1 m
TS 40x22/2	TS 40x22/2 V	TS 40x22/2 ES	40	22	12.5	5	1 to 4	2 m



Carrier rails nuts for lightweight model series

DIN 3015 T1

Type zinc-plated steel	Type AISI 316Ti	Thread	For size	For carrier rails (type)
KMA M6	KMA M6 ES	M 6	0 to 6 (light model series)	TS 28 ...
KMA M8	KMA M8 ES	M 8	GR ... DOTM (double pipe clamps)	TS 28 ...



Carrier rails nuts for heavy model series

DIN 3015 T2

Type zinc-plated steel	Type AISI 316Ti	Thread	For size	For carrier rails (type)
KMA M10	KMA M10 ES	M 10	1 to 3	TS 40 ...
KMA M12	KMA M12 ES	M 12	4	TS 40 ...



All data are considered to be unbinding reference values. We accept no liability for data selection that is not confirmed in writing. Pressure data refer, if not otherwise indicated, to liquids of Group II at +20°C.