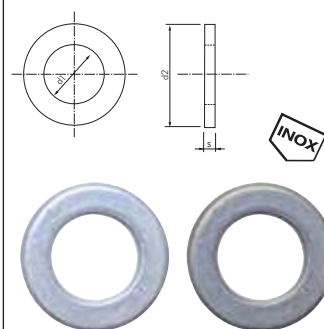


Washers without chamfer (centre designs)

DIN 125 A/ISO 7089

Type zinc-plated steel	Type stainless steel A2	d1	d2	s	For screws
125A-3	125A-3 ES	3.2	7	0.5	M 3
125A-4	125A-4 ES	4.3	9	0.8	M 4
125A-5	125A-5 ES	5.3	10	1.0	M 5
125A-6	125A-6 ES	6.4	12	1.6	M 6
125A-8	125A-8 ES	8.4	16	1.6	M 8
125A-10	125A-10 ES	10.5	20	2.0	M 10
125A-12	125A-12 ES	13.0	24	2.5	M 12
125A-14	125A-14 ES	15.0	28	2.5	M 14
125A-16	125A-16 ES	17.0	30	3.0	M 16
125A-18	125A-18 ES	19.0	34	3.0	M 18
125A-20	125A-20 ES	21.0	37	3.0	M 20
125A-22	125A-22 ES	23.0	39	3.0	M 22
125A-24	125A-24 ES	25.0	44	4.0	M 24
125A-27	125A-27 ES	28.0	50	4.0	M 27
125A-30	125A-30 ES	31.0	56	4.0	M 30
125A-33	125A-33 ES	34.0	60	5.0	M 33
125A-36	125A-36 ES	37.0	66	5.0	M 36
125A-39	125A-39 ES	40.0	72	6.0	M 39
125A-42	125A-42 ES	43.0	78	7.0	M 42

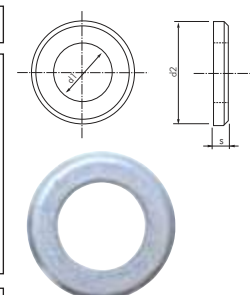


Washers with chamfer (centre designs)

DIN 125 B/ISO 7090

Type zinc-plated steel	d1	d2	s	For screws
125B-5	5.3	10	1.0	M 5
125B-6	6.4	12	1.6	M 6
125B-8	8.4	16	1.6	M 8
125B-10	10.5	20	2.0	M 10
125B-12	13.0	24	2.5	M 12
125B-14	15.0	28	2.5	M 14
125B-16	17.0	30	3.0	M 16

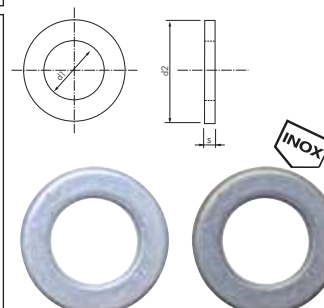
Type zinc-plated steel	d1	d2	s	For screws
125B-18	19.0	34	3.0	M 18
125B-20	21.0	37	3.0	M 20
125B-22	23.0	39	3.0	M 22
125B-24	25.0	44	4.0	M 24
125B-27	28.0	50	4.0	M 27
125B-30	31.0	56	4.0	M 30



Washers for socket head cap screws

DIN 433/ISO 7092

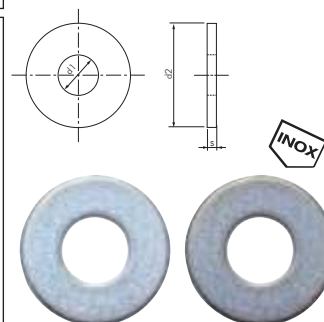
Type zinc-plated steel	Type stainless steel A2	d1	d2	s	For screws
433-3	433-3 ES	3.2	6	0.5	M 3
433-4	433-4 ES	4.3	8	0.5	M 4
433-5	433-5 ES	5.3	9	1.0	M 5
433-6	433-6 ES	6.4	11	1.6	M 6
433-8	433-8 ES	8.4	15	1.6	M 8
433-10	433-10 ES	10.5	18	1.6	M 10
433-12	433-12 ES	13.0	20	2.0	M 12
433-14	433-14 ES	15.0	24	2.5	M 14
433-16	433-16 ES	17.0	28	2.5	M 16
433-18	433-18 ES	19.0	30	2.5	M 18
433-20	433-20 ES	21.0	34	3.0	M 20



Washers, large

DIN 9021-100HV/ISO 7093

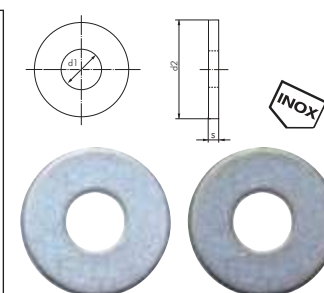
Type zinc-plated steel	Type stainless steel A2	d1	d2	s	For screws
9021-3	9021-3 ES	3.2	9	0.8	M 3
9021-4	9021-4 ES	4.3	12	1.0	M 4
9021-5	9021-5 ES	5.3	15	1.2	M 5
9021-6	9021-6 ES	6.4	18	1.6	M 6
9021-8	9021-8 ES	8.4	24	2.0	M 8
9021-10	9021-10 ES	10.5	30	2.5	M 10
9021-12	9021-12 ES	13.0	37	3.0	M 12
9021-14	9021-14 ES	15.0	44	3.0	M 14
9021-16	9021-16 ES	17.0	50	3.0	M 16
9021-18	9021-18 ES	20.3	56	4.0	M 18/M 20
9021-20	9021-20 ES	22.3	60	4.0	M 20/M 22



Wing washers

Type zinc-plated steel	Type stainless steel A2	d1	d2	s
USKOT-4x15	---	4.3	15	1.25
USKOT-4x20	USKOT-4x20 ES	4.3	20	1.25
USKOT-5x20	USKOT-5x20 ES	5.3	20	1.25
USKOT-5x25	---	5.3	25	1.25
USKOT-5x30	---	5.3	30	1.25
USKOT-6x20	USKOT-6x20 ES*	6.4	20	1.25
USKOT-6x25	USKOT-6x25 ES*	6.4	25	1.25
USKOT-6x30	USKOT-6x30 ES*	6.4	30	1.25
USKOT-6x40	---	6.4	40	1.25
USKOT-8x20	USKOT-8x20 ES*	8.4	20	1.25

Type zinc-plated steel	Type stainless steel A2	d1	d2	s
USKOT-8x25	USKOT-8x25 ES*	8.4	25	1.25
USKOT-8x30	USKOT-8x30 ES*	8.4	30	1.25
USKOT-8x40	USKOT-8x40 ES*	8.4	40	1.25
USKOT-10x20	---	10.5	20	1.25
USKOT-10x25	USKOT-10x25 ES*	10.5	25	1.25
USKOT-10x30	---	10.5	30	1.25
USKOT-10x35	---	10.5	35	1.25
USKOT-10x40	---	10.5	40	1.25
USKOT-12x32	---	13.3	32	1.5
USKOT-14x45	---	14.3	45	1.5



* s = 1.5mm

All data are considered to be unbinding reference values. We accept no liability for data selection that is not confirmed in writing. Pressure data refer, if not otherwise indicated, to liquids of Group II at +20°C.