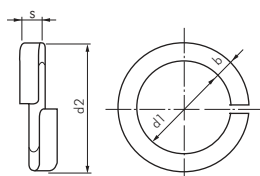
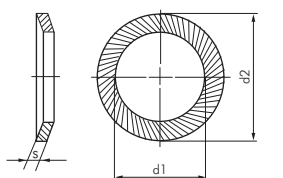


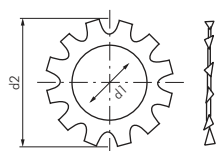
shape A (bent up)



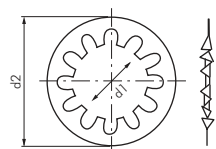
shape B (smooth)



INOX



shape A = outer toothing



shape J = inner toothing



LOCTITE
Thread locker and
thread seals
from page 549

Spring washers

DIN 127 A/B

Type shape A zinc-plated steel	Type shape B stainless steel A2	d1	d2 (max)	b	s	For screws
127A-3	127B-3 ES	3.1	6.2	1.3	0.8	M 3
127A-4	127B-4 ES	4.1	7.6	1.5	0.9	M 4
127A-5	127B-5 ES	5.1	9.2	1.8	1.2	M 5
127A-6	127B-6 ES	6.1	11.8	2.5	1.6	M 6
127A-8	127B-8 ES	8.1	14.8	3.0	2.0	M 8
127A-10	127B-10 ES	10.2	18.1	3.5	2.2	M 10
127A-12	127B-12 ES	12.2	21.1	4.0	2.5	M 12
127A-14	127B-14 ES	14.2	24.1	4.5	3.0	M 14
127A-16	127B-16 ES	16.2	27.4	5.0	3.5	M 16
127A-18	127B-18 ES	18.2	29.4	5.0	3.5	M 18
127A-20	127B-20 ES	20.2	33.6	6.0	4.0	M 20
127A-22	---	22.5	35.9	6.0	4.0	M 22
127A-24	127B-24 ES	24.5	40.0	7.0	5.0	M 24
127A-27	127B-27 ES	27.5	43.0	7.0	5.0	M 27
127A-30	127B-30 ES	30.5	48.2	8.0	6.0	M 30
127A-33	---	33.5	55.2	10.0	6.0	M 33
127A-36	---	36.5	58.2	10.0	6.0	M 36
127A-39	---	39.5	61.2	10.0	6.0	M 39
127A-42	---	42.5	68.2	13.0	7.0	M 42

Original Schnorr safety washers

S shape

Type steel blackened	Type stainless steel A2	d1	d2	s	For screws
USS-S3	USS-S3 ES	3.2	5.5	0.45	M 3
USS-S4	USS-S4 ES	4.3	7.0	0.5	M 4
USS-S5	USS-S5 ES	5.3	9.0	0.6	M 5
USS-S6	USS-S6 ES	6.4	10.0	0.7	M 6
USS-S8	USS-S8 ES	8.4	13.0	0.8	M 8
USS-S10	USS-S10 ES	10.5	16.0	1.0	M 10
USS-S12	USS-S12 ES	13.0	18.0	1.1	M 12
USS-S14	---	15.0	22.0	1.5	M 14
USS-S16	---	17.0	24.0	1.3	M 16
USS-S18	---	19.0	27.0	1.5	M 18
USS-S20	---	21.0	30.0	1.5	M 20
USS-S24	---	25.6	36.0	1.8	M 24
USS-S30	---	31.6	45.0	2.0	M 30

Tooth lock water outer toothing

DIN 6797 A

Type zinc- plated steel	Type stainless steel A2	d1	d2	For screws
6797A-3	6797A-3 ES	3.2	6.0	M 3
6797A-4	6797A-4 ES	4.3	8.0	M 4
6797A-5	6797A-5 ES	5.3	10.0	M 5
6797A-6	6797A-6 ES	6.4	11.0	M 6
6797A-8	6797A-8 ES	8.4	15.0	M 8
6797A-10	6797A-10 ES	10.5	18.0	M 10
6797A-12	6797A-12 ES	13.0	20.5	M 12
6797A-14	---	15.0	24.0	M 14
6797A-16	6797A-16 ES	17.0	26.0	M 16
6797A-19	---	19.0	30.0	M 18
6797A-20	---	21.0	33.0	M 20
6797A-24	---	25.0	38.0	M 24

Tooth lock water inner toothing

DIN 6797 J

Type zinc- plated steel	Type stainless steel A2	d1	d2	For screws
6797J-3	6797J-3 ES	3.2	6.0	M 3
6797J-4	6797J-4 ES	4.3	8.0	M 4
6797J-5,1	---	5.1	9.0	---
6797J-5	6797J-5 ES	5.3	10.0	M 5
6797J-6	6797J-6 ES	6.4	11.0	M 6
6797J-8	6797J-8 ES	8.4	15.0	M 8
6797J-10	6797J-10 ES	10.5	18.0	M 10
6797J-12	6797J-12 ES	13.0	20.5	M 12
6797J-14	---	15.0	24.0	M 14
6797J-16	6797J-16 ES	17.0	26.0	M 16
6797J-19	---	19.0	30.0	M 18
6797J-20	---	21.0	33.0	M 20
6797J-24	---	25.0	38.0	M 24

All data are considered to be unbinding reference values. We accept no liability for data selection that is not confirmed in writing. Pressure data refer, if not otherwise indicated, to liquids of Group II at +20°C.